


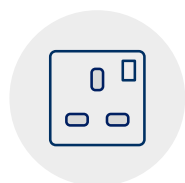
20ft High Cube Container



Technical Specifications

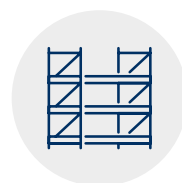
General Specification		External Dimensions		Internal Dimensions		Door Dimensions	
Floor Area	14.86m ²	Length	20ft (6,096mm)	Length	19.2ft (5,856mm)	Width	7.7ft (2,347mm)
Cubic Capacity	34.73m ³	Width	8ft (2,438mm)	Width	7.2ft (2,198mm)	Height	8.5ft (2,591mm)
Max Gross Weight	30,400kg	Height	9.5ft (2,896mm)	Height	8.9ft (2,698mm)		
Empty Weight	2,527kg						

Additional Options



Electrics

- External hook up
- 1 powered light per 10ft
- 1-2 double sockets



Racking

- Takes up to 365kg per shelf
- 18mm Moisture Resistant chipboard shelves
- 1,840mm Long x 600mm Deep x 1,980mm High