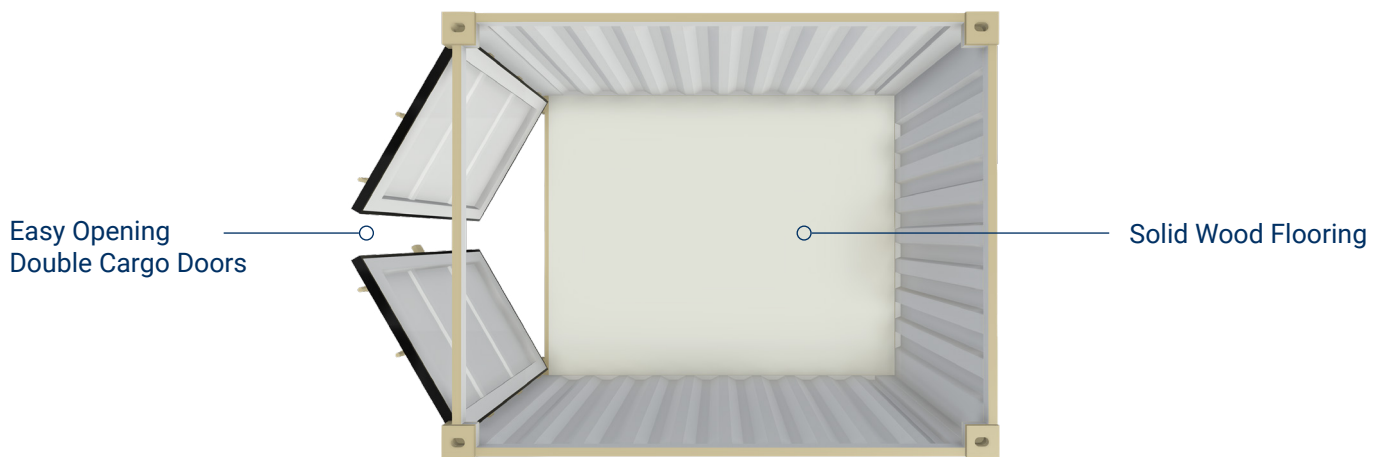


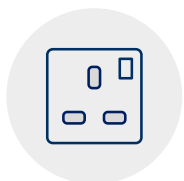
# 10ft High Cube Container



## Technical Specifications

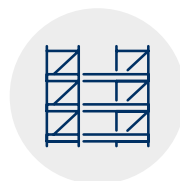
General Specification		External Dimensions		Internal Dimensions		Door Dimensions	
Floor Area	7.43m <sup>2</sup>	Length	10ft (3,048mm)	Length	9.2ft (2,808mm)	Width	7.7ft (2,347mm)
Cubic Capacity	16.65m <sup>3</sup>	Width	8ft (2,438mm)	Width	7.2ft (2,198mm)	Height	8.5ft (2,591mm)
Max Gross Weight	10,100kg	Height	9.5ft (2,896mm)	Height	8.9ft (2,698mm)		
Empty Weight	1,523kg						

## Additional Options



### Electrics

- External hook up
- 1 powered light per 10ft
- 1-2 double sockets



### Racking

- Takes up to 365kg per shelf
- 18mm Moisture Resistant chipboard shelves
- 1,840mm Long x 600mm Deep x 1,980mm High